



**INSTRUCTIONS D'ASSEMBLAGE**  
**ASSEMBLY INSTRUCTIONS**

---

**M**ONARCH  
SPECIALTIES INC.

# I 2067

---

**TABLE D'APPOINT -**  
**22"H / TAUPE FONCE / NOIR / VERRE TREMPE**

**ACCENT TABLE -**  
**22"H / DARK TAUPE / BLACK / TEMPERED GLASS**

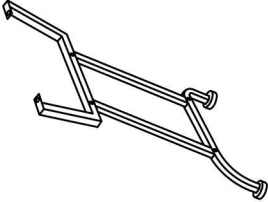
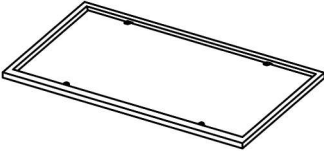
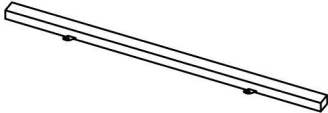
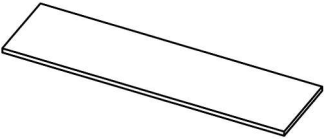
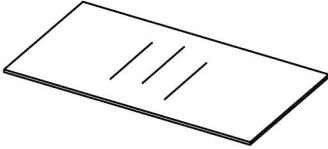


**POUR DE L'ASSISTANCE OU POUR COMMANDER  
DES PIÈCES CONTACTEZ NOTRE DÉPARTEMENT  
DE SERVICE À LA CLIENTÈLE.**

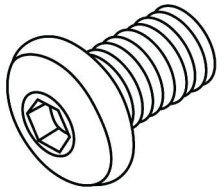


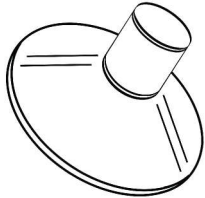
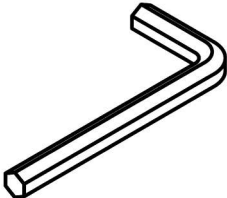
**FOR ASSISTANCE OR TO ORDER PARTS  
CONTACT OUR CUSTOMER SERVICE DEPARTMENT**

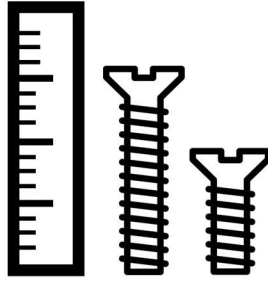
**WWW.MONARCHSERVICE.COM**

**LISTE DES PIÈCES**  
**PARTS LIST**

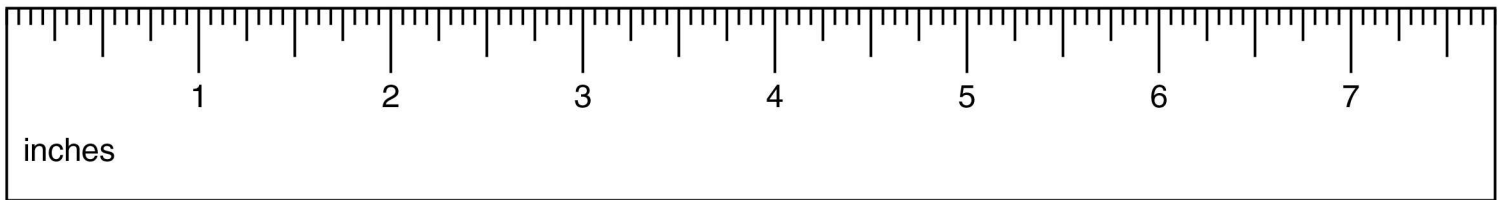
PIÈCE / PART #	IMAGE	DESCRIPTION	QTY / QTÉ
1		METAL LEG PATTE EN METAL	2
2		TOP FRAME CADRE DE SURFACE	1
3		CROSSBAR BARRE TRANSVERSALE	4
4		SHELF PANEL PANNEAU DE TABLETTE	2
5		GLASS PANEL PANNEAU EN VERRE	1

**LISTE DES PIÈCES DE MONTAGE**  
**HARDWARE LIST**

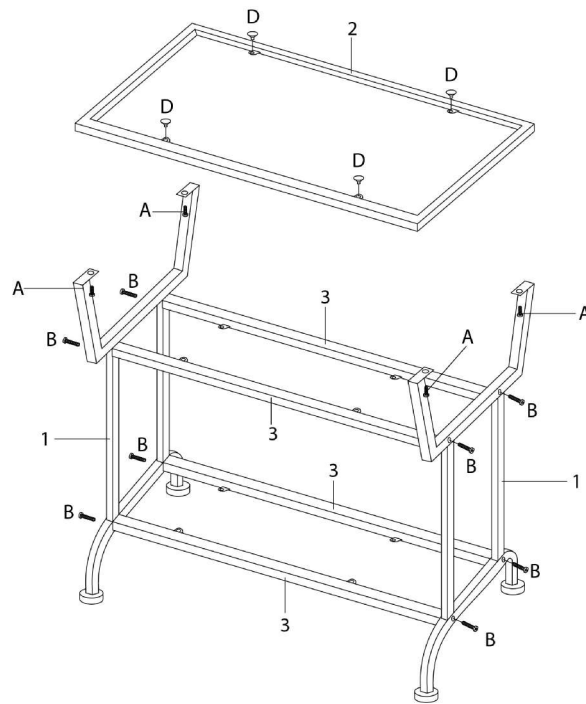
PIÈCE / PART #	IMAGE	DESCRIPTION	QTY / QTÉ
<b>A</b>		<b>ASSEMBLING BOLT -</b> <b>Ø1/4" X 1/2"</b>  <b>BOULON D'ASSEMBLAGE -</b> <b>Ø1/4" X 1/2"</b>	<b>4</b>
<b>B</b>		<b>ASSEMBLING BOLT -</b> <b>Ø1/4" X 1 3/8"</b>  <b>BOULON D'ASSEMBLAGE -</b> <b>Ø1/4" X 1 3/8"</b>	<b>8</b>
<b>C</b>		<b>ASSEMBLING SCREW -</b> <b>1/2"</b>  <b>VIS D'ASSEMBLAGE -</b> <b>1/2"</b>	<b>8</b>
<b>D</b>		<b>SUCTION CUP -</b> <b>Ø3/4"</b>  <b>VENTOUSE -</b> <b>Ø3/4"</b>	<b>4</b>
<b>E</b>		<b>HEX KEY</b>  <b>CLÉ HEXAGONALE</b>	<b>1</b>



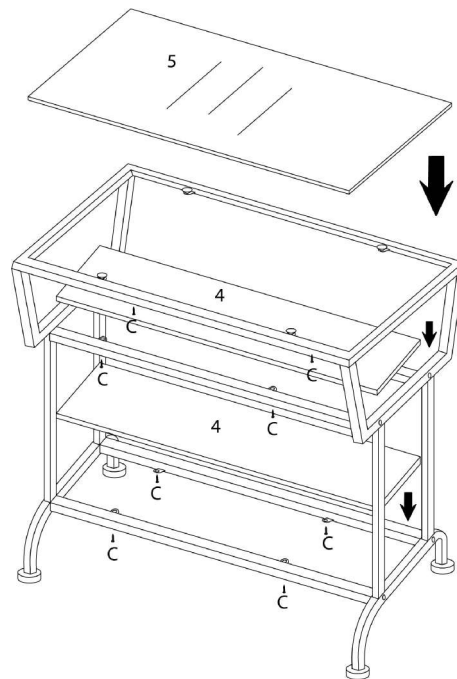
OUTIL DE VÉRIFICATION DE DIMENSIONS DES PIÈCES  
HARDWARE DIMENSIONS VERIFICATION TOOL



ÉTAPE / STEP 1



ÉTAPE / STEP 2



ÉTAPE / STEP 3

